

Electric Gripper

P NEW PRODUCTS
REVIEW

3-finger type

Easy to set

Just **2** parameters to set

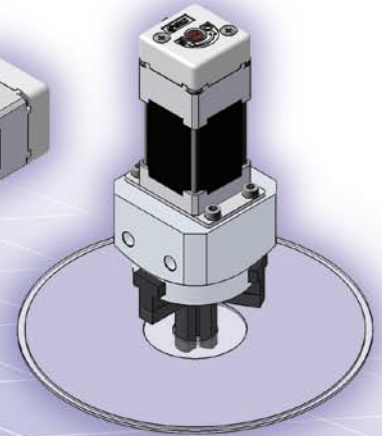

(Other conditions already preset) *When a teaching box is used.

1 Position **2** Thrust



Grips cylindrical or easily deformed components

Grips cylindrical and spherical components



3-finger type added to electric grippers!

For gripping spherical components



NPP-E08-23

Series **LEHS**

Easy to set and operate

(When a teaching box is used)

Just 2 parameters to set

(Other conditions already preset)



Data	Axis 1
Step No.	0
Position	4.00 mm
Thrust	40%

① Position


② Thrust

Basic model

Mass: **185 g**
(LEHS10)

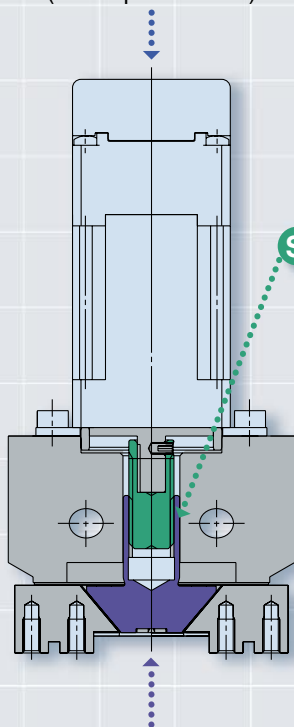
Compact model

Mass: **150 g**
(LEHS10L)



Manual operation slot

For opening/closing fingers
(When powered off)



Sliding screw

Reduced friction resistance due to special treatment

Adopted a wedge cam structure

Compact and yet has a large gripping force due to the wedge cam mechanism

With drop prevention function

(Entire series equipped with a self-locking function)

Designed to maintain gripping force on work pieces during an emergency stop or restart.
Release a work piece by manual operation.

With grip verification function

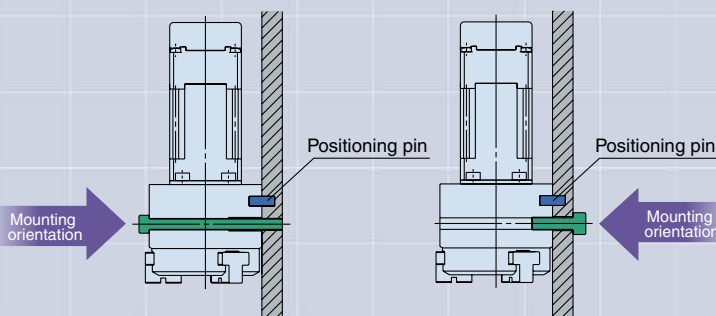
Recognizes work pieces with different dimensions and detection of work piece release.

Energy saving

Reduced power consumption due to self-locking function

Position, speed, force setting (64 points)

Mounting variations



Specifications

Body size	Stroke/Diameter [mm]	Gripping force [N] ^{Note 1)}		Opening/closing speed [mm/s] ^{Note 2)}	Mass [g]	
		Basic	Compact		Basic	Compact
10	4	2.2 to 5.5	1.4 to 3.5	5 to 70	185	150
20	6	9 to 22	7 to 17	5 to 80	410	345
32	8	36 to 90	—	5 to 100	975	—
40	12	52 to 130	—	5 to 120	1265	—

Note 1) Use a gripping force 7 to 13 times larger than the transfer load. Positioning thrust must be 150% when a work piece is released.

Gripping force accuracy is LEHS10: ±30% (F.S.); LEHS20 ±25% (F.S.); LEHS32/40: ±20% (F.S.)

Note 2) Thrust speed must not exceed 50 mm/sec. when pushing against (gripping) a work piece.

SMC Corporation

Akihabara UDX 15F,
4-14-1, Sotokanda, Chiyoda-ku, Tokyo 101-0021, JAPAN
Phone: 03-5207-8249 Fax: 03-5298-5362
URL <http://www.smcworld.com>
© 2009 SMC Corporation All Rights Reserved

Specifications are subject to change without prior notice and any obligation on the part of the manufacturer.

D-KS

1st printing NR printing NR 6550KS Printed in Japan.

This catalog is printed on recycled paper with concern for the global environment.